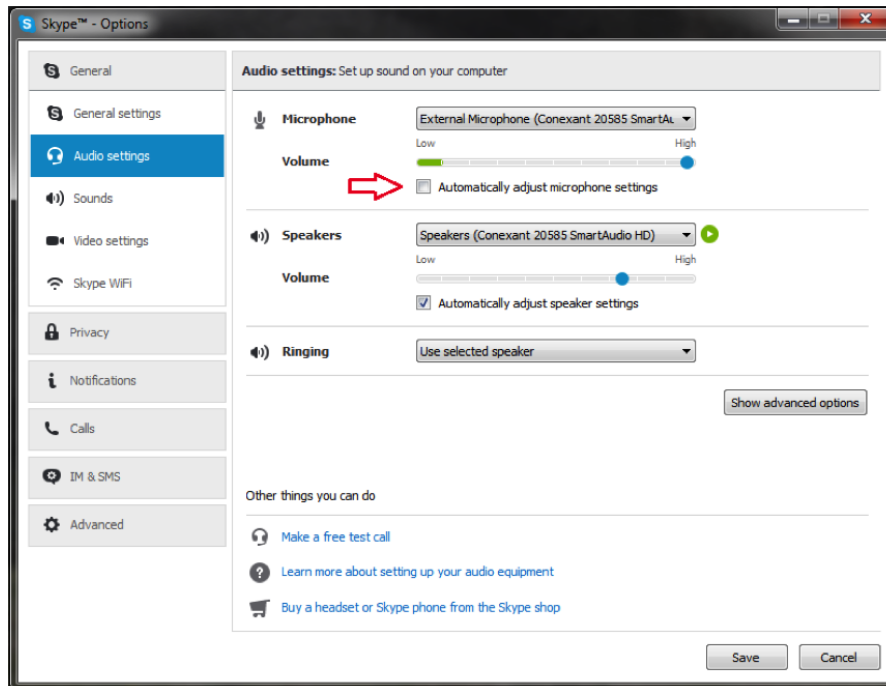


August 2014

How to disable Skype's Echo cancellation and AGC for use with Dante and Symetrix AEC

To disable Skype's auto gain control (AGC) for Windows versions, go to Tools > Options then select Audio settings. Then uncheck the box for Automatic Microphone Control.

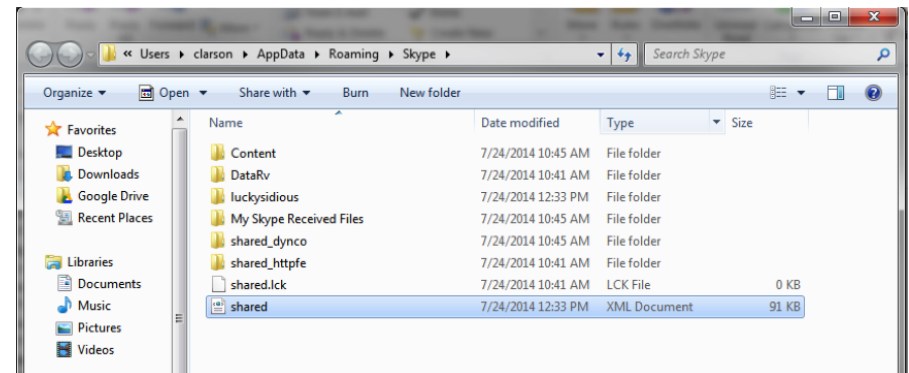


Disabling Skype's echo cancellation mode is not as simple. Find Skype's system file on the computer and insert a piece of HTML code.

These are the steps to find Skype's system file on the computer:

1. Make sure that Skype is not running.
2. Click Start. (On Windows XP: Click Start, then click Run.)
3. Type "%appdata%\skype" and hit Enter key.
4. Locate "shared.xml" file

Open this file in an HTML editor that can read the xml format, we recommend



Komodo Edit (for Windows) as a free, open source solution.
<http://komodoide.com/download/#edit>

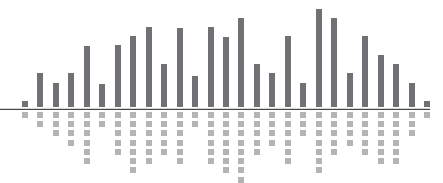
Once the file has been opened in the HTML editor, scroll towards the bottom and insert the following code

```
<EC>0</EC>
```

This will disable Skype's Echo Cancellation controls.

If the version of Skype that is being used doesn't have the checkbox to disable the AGC also insert the following code to disable that:

```
<AGC>0</AGC>
```



SYMETRIX SOLUTIONS: TECH TIP



August 2014

Here is what the code should look like before any changes:

```
71 </Griffin>
72 <Localnode>
73 <NodeID>07A9E64EAD472201</NodeID>
74 </Localnode>
75 <MSNPF>
76 <UseMSNPF24>0</UseMSNPF24>
77 </MSNPF>
78 <NBwE_BandwidthStorage>42F622F6EDF5FC5E138A881005060C
79 <PropsManager>
80 <PermaProps>4102030E302F362E31382E302E3130352F2F00C
81 </PropsManager>
82 <PushNotifications>
83 <RegistrationId>17857995744865469922</RegistrationId>
84 </PushNotifications>
85 <RM_newAllocPercentage2>
86 <Percentage>5</Percentage>
87 </RM_newAllocPercentage2>
88 <SD>
89 <NodeTokens>42FFF055366BD5C2802341CB07F9790FFA883E4
90 </SD>
91 <VoiceEng>
92 <AGC>1</AGC>
93 <MicVolume>
94 <_7B0.2E0.2E1.2E00000000.7D.2E.7Bb2989ce5-81c5-4
95 </MicVolume>
96 </VoiceEng>
97 </Lib>
98 </config>
99
```

Here's what the code should look like when both of these lines are inserted

```
71 </Griffin>
72 <Localnode>
73 <NodeID>07A9E64EAD472201</NodeID>
74 </Localnode>
75 <MSNPF>
76 <UseMSNPF24>0</UseMSNPF24>
77 </MSNPF>
78 <NBwE_BandwidthStorage>42F622F6EDF5FC5E138A881005060C
79 <PropsManager>
80 <PermaProps>4102030E302F362E31382E302E3130352F2F00C
81 </PropsManager>
82 <PushNotifications>
83 <RegistrationId>17857995744865469922</RegistrationId>
84 </PushNotifications>
85 <RM_newAllocPercentage2>
86 <Percentage>5</Percentage>
87 </RM_newAllocPercentage2>
88 <SD>
89 <NodeTokens>42FFF055366BD5C2802341CB07F9790FFA883E4
90 </SD>
91 <VoiceEng>
92 <AGC>0</AGC>
93 <EC>0</EC>
94 <MicVolume>
95 <_7B0.2E0.2E1.2E00000000.7D.2E.7Bb2989ce5-81c5-4
96 </MicVolume>
97 </VoiceEng>
98 </Lib>
99 </config>
```

After both lines have been inserted click save. This will have the changes made to the xml file. Skype's Echo cancellation and AGC have now been disabled.

